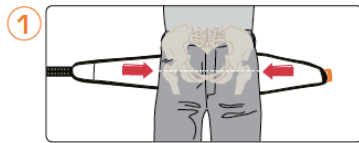
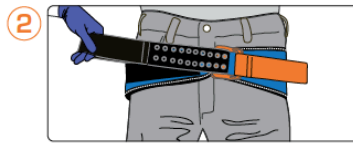


Annex C CSOP 018 Pelvic Trauma – Easy As 1, 2, 3

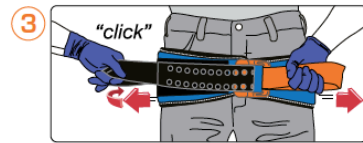
Easy As 1, 2, 3



① Remove objects from patient's pocket or pelvic area. Place SAM Pelvic Sling II gray side up beneath patient at level of trochanters (hips).



② Place BLACK STRAP through buckle and pull completely through.



③ Hold ORANGE STRAP and pull BLACK STRAP in opposite direction until you hear and feel the buckle click. Maintain tension and immediately press BLACK STRAP onto surface of SAM Pelvic Sling II to secure.